



## SAN BERNARDINO COUNTY FIRE PROTECTION DISTRICT COMMUNITY SAFETY DIVISION

598 South Tippecanoe Ave.  
San Bernardino, CA 92415  
(909) 386-8400

Standard Number

**F - 4**

Revision Date:  
July 1, 2023

### FIRE PREVENTION STANDARD

## POST INDICATOR VALVES AND FIRE DEPARTMENT CONNECTIONS

### AUTHORITY

Sections 102.9, 103 and 104.1 of the 2022 California Fire Code (CFC) and Sections 4 and 8 of Ordinance FPD 23-01 of the San Bernardino County Fire Protection District Fire Code (Fire Code) state that the Fire Code Official of the San Bernardino County Fire Protection District (SBCFPD) shall have the authority to adopt policies, procedures, rules, and regulations in order to clarify the application of the Fire Code and to determine requirements not specifically provided for by the Fire Code. For further requirements on this subject, see section 507 of the 2022 California Fire Code, and the currently adopted editions of NFPA 13, NFPA 13R, and NFPA 24, as amended. This standard may be modified with the approval of the Fire Code Official.

### PURPOSE

The purpose of this standard is to provide minimum requirements and guidelines for the installation of Post Indicator Valves (PIV's) and Fire Department Connections (FDC's) for fire sprinkler systems and onsite fire hydrant systems.

### SCOPE

This Standard, in conjunction with the currently adopted edition of NFPA 13, NFPA 13R and NFPA 24, shall apply to the design and installation of, and the modification to, all new and existing fire sprinkler systems in commercial and industrial buildings and multi-family dwellings. This Standard shall take precedent where there is any conflict with NFPA 13, 13R, 24 or the California Fire Code.

### DISCLAIMER

These Standards may change without notice. Whenever applicable statutes, regulations and Standards are updated and adopted, the latest shall apply. Please contact the Community Safety Division at (909) 386-8400 to determine if these Standards have changed. These requirements do not exempt any individual from complying with other applicable state, county, or city codes and Standards.

### GENERAL

- 1) Each fire sprinkler system shall have at least one Post Indicator Valve or other indicating control valve as approved by the fire code official, and one Fire Department Connection, unless otherwise required by the California Fire Code, NFPA 13 or NFPA 13R.
- 2) The number and locations of all PIV's and FDC's shall be approved by the Fire Code Official and shall be based on this Standard as well as on the type of construction of the building, the uses and occupancy classifications within the building, and any special hazards being protected.

**SAN BERNARDINO COUNTY FIRE PROTECTION DISTRICT  
COMMUNITY SAFETY DIVISION**

Standard Number

**F - 4**

Revision Date:  
July 1, 2023



598 South Tippecanoe Ave.  
San Bernardino, CA 92415  
(909) 386-8400

**FIRE PREVENTION STANDARD**

**POST INDICATOR VALVES AND FIRE DEPARTMENT CONNECTIONS**

- 3) A minimum of three (3) feet of clearance of obstructions is required around all PIV's and FDC's. Limited ground cover type vegetation may be allowed with the approval of the Fire Code Official.
- 4) PIV's and FDC's shall be painted OSHA Safety Red or equivalent and maintained painted and in an operable condition by the property owner.

**INSTALLATION**

- 1) All PIV's and FDC's shall be located in an accessible area, as approved by the Fire Code Official. Additional signage per this Standard may be required by the Fire Code Official for PIV's and FDC's that are located on the sides or rear yard of buildings, or in areas that may be less visible to emergency responders.
- 2) PIV's and FDC's shall be located a minimum of twenty feet (20') from the structure protected or a minimum of ten (10) feet farther from the building than the height of the wall adjacent to the connection and valve, whichever is greater. In areas where this is not practical or possible due to site constraints, PIV's or FDC's may be installed closer but not less than three (3) feet from buildings.
- 3) Wall mounted FDCs or PIVs may be used when approved by the Fire Code Official. Wall mounted PIVs or FDCs shall be only installed in walls of non-combustible or fire-resistive construction, located away from building openings, and in an area accessible to emergency responders.
- 4) PIV's and FDC's shall be set back a minimum of three (3) feet from the face of all concrete curbs in a raised planter or similar protected area (**See DIAGRAM F-4.1**) or shall be protected from vehicular damage with bollards or guard posts that comply with the currently adopted California Fire Code. Bollards and guard posts shall be painted with high-visibility OSHA safety yellow paint. The distance between a PIV and FDC, when side by side, shall be at least three (3) feet.

**SPECIFIC REQUIREMENTS FOR FIRE DEPARTMENT CONNECTIONS**

- 1) Buildings up to 100,000 square feet in floor area shall install all FDC's with a four-inch (4") riser and two (2), two-and-a-half inch (2 ½") female inlet connections on a "Siamese" style fitting (4" x 2 ½" x 2 ½"). (See DIAGRAM F-4.2) Buildings 100,000 sq. ft. or larger in floor area, and any size buildings with a fire protection supply that is boosted by a fire pump, shall install all FDC's with a six-inch (6") riser and with one four-inch (4") and two (2), two-and-a-half inch (2 ½") female inlet connections on a "Siamese" style fitting (6" X 4" X 2 ½" X 2 ½"). (**See DIAGRAM F-4.3**)
- 2) All hose connections on FDC's shall be of National Standard Hose Thread (NH or NST) and shall be provided with threaded plugs (plastic or brass) to protect the FDC connection. Break-away metal caps may be used when the FDC is located in secured areas that are not subject to vandalism. If required by the Fire Code Official because of concerns of vandalism, threaded locking plugs, such as Knox<sup>®</sup> plugs, shall be provided on all inlets.

**SAN BERNARDINO COUNTY FIRE PROTECTION DISTRICT  
COMMUNITY SAFETY DIVISION**

Standard Number

**F - 4**

Revision Date:  
July 1, 2023



598 South Tippecanoe Ave.  
San Bernardino, CA 92415  
(909) 386-8400

**FIRE PREVENTION STANDARD**

**POST INDICATOR VALVES AND FIRE DEPARTMENT CONNECTIONS**

- 3) All exposed brass components on FDC's shall be painted red and secured by with a ¼" x # 20, grade 6, case - hardened steel bolt through the fitting and into the threads of the riser or steel inlet pipe. The head of the bolt shall be filed flush with the FDC fitting. Other equivalent methods of theft protection may be accepted on a case-by-case basis, as approved by the Fire Code Official. **(See DIAGRAM F-4.2)**
- 4) All FDC's shall be provided with a welded flange and either a wafer check or swing check valve. In areas subject to freezing, the check valve shall be located one (1) foot below frost line and shall have a ball drip valve. A bed of gravel shall be provided to allow for proper drainage of the above grade piping. **(See DIAGRAM F-4.4)**
- 5) All FDC's serving a sprinkler system shall be installed within one hundred (100) feet of a fire hydrant. This distance shall be along an approved unobstructed path of travel, such as along vehicle access roads.
- 6) FDCs may be installed as an individual appliance or, when approved by the Fire Code official. They may be installed as part of, or attached to, a Double Detector Check Assembly (DDCA) when serving only one automatic fire sprinkler system. **(See DIAGRAM F-4.5 and SBCFPD Standard W-2.)** FDC's installed on DDCA's must meet all applicable requirements of this Standard.
- 7) FDC's shall serve only automatic fire sprinkler systems and standpipe systems and shall not be connected to onsite fire hydrants unless approved by the Fire Code Official.

**IDENTIFICATION AND SIGNAGE**

- 1) Signage shall be provided on all PIV's and FDC's in accordance with this standard and the current editions of NFPA 13 and NFPA 24. **(See DIAGRAM F-4.6)**
- 2) Identification signs on PIV's and FDC's shall be red or white in color with engraved one (1) inch block type contrasting white or red letters. Signs shall measure a minimum of ten (10) inches wide by five (5) inches high and be made of metal not less than ten (10) gauge (3 mm) in thickness. The sign shall be fastened by means of a "U" bolt, or other similar secure method
- 3) Identification signs shall indicate the following information:
  - a) The street address, number, letter or other means of identification, of the building(s), served, as applicable.
  - b) The area(s) systems (s) or zone(s) of a building served, if applicable.
  - c) The type of system the PIV or FDC serves, i.e. sprinklers, standpipe, sectional valves etc. All nomenclature shall be consistent.
  - d) Where the system demand pressure exceeds one hundred and fifty (150) psi., the sign shall indicate the required design pressure of the system served.



**SAN BERNARDINO COUNTY FIRE PROTECTION DISTRICT  
COMMUNITY SAFETY DIVISION**

598 South Tippecanoe Ave.  
San Bernardino, CA 92415  
(909) 386-8400

Standard Number

**F - 4**

Revision Date:  
July 1, 2023

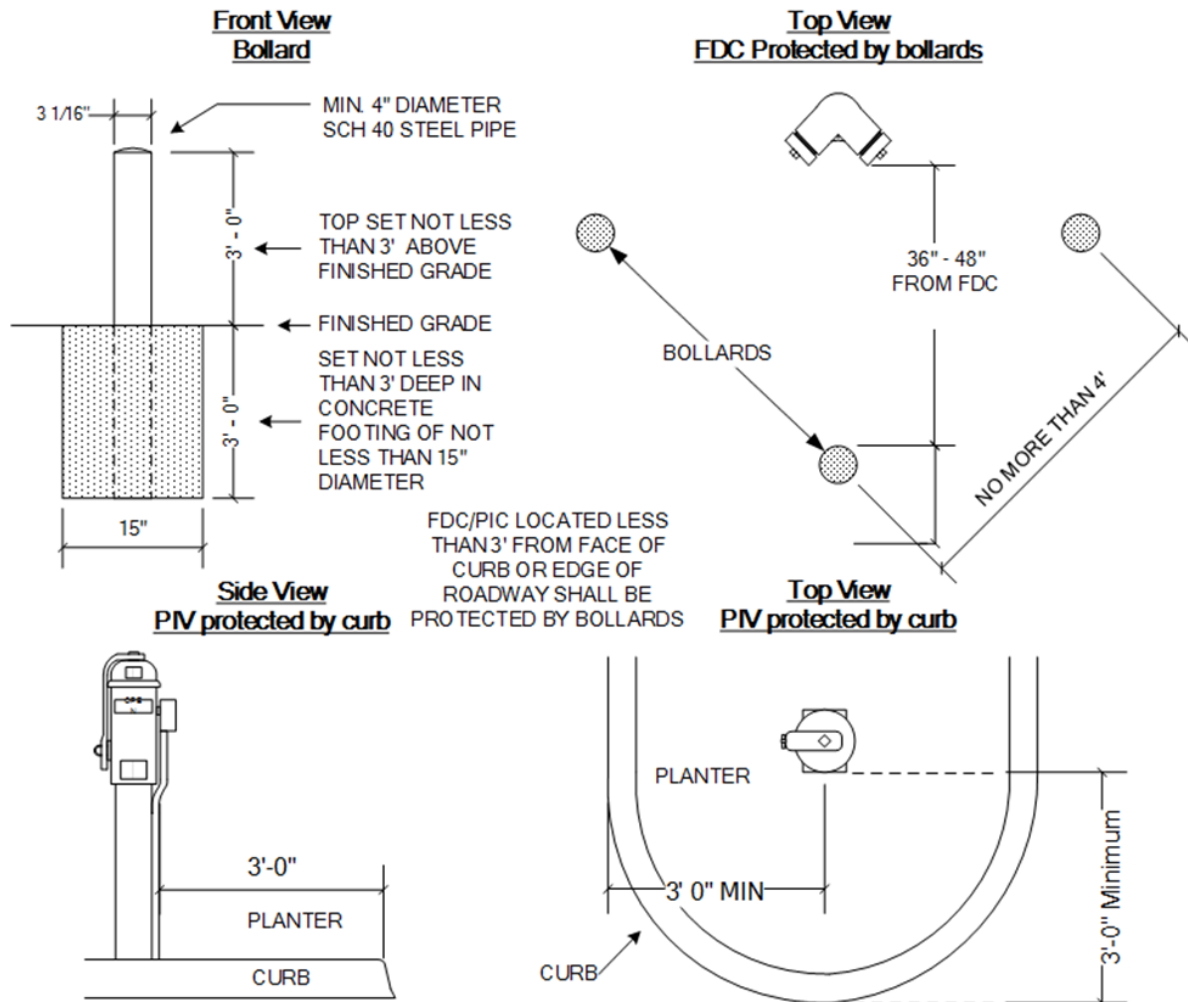
**FIRE PREVENTION STANDARD**

**POST INDICATOR VALVES AND FIRE DEPARTMENT CONNECTIONS**

**EXISTING SYSTEMS**

- 1) When additions or upgrades are made to existing buildings with automatic sprinkler systems, the PIV's and FDC's shall conform to this standard when required by the Fire Code Official.
- 2) Existing breakaway caps on FDC's shall be replaced with threaded plugs and chains when deemed necessary by the Fire Code Official.
- 3) Existing FDC's that are vandalized or removed shall comply with this standard when replaced.

**DIAGRAM F-4.1: PIV AND FDC PROTECTION**



**SAN BERNARDINO COUNTY FIRE PROTECTION DISTRICT  
COMMUNITY SAFETY DIVISION**

Standard Number

**F - 4**

Revision Date:  
July 1, 2023



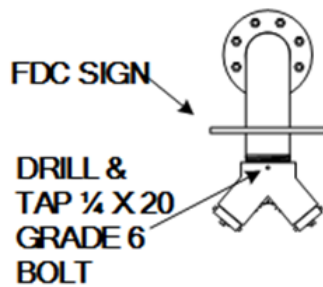
598 South Tippecanoe Ave.  
San Bernardino, CA 92415  
(909) 386-8400

**FIRE PREVENTION STANDARD**

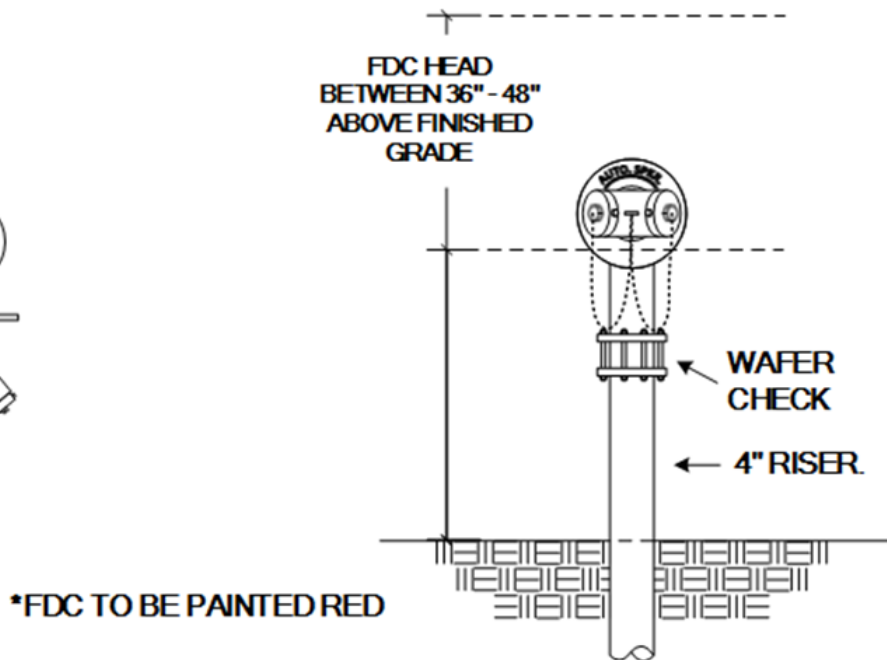
**POST INDICATOR VALVES AND FIRE DEPARTMENT CONNECTIONS**

**DIAGRAM F-4.2: SINGLE 4" X 2 1/2" X 2 1/2" FDC DETAIL**

**TOP VIEW**



**FRONT VIEW**





**SAN BERNARDINO COUNTY FIRE PROTECTION DISTRICT  
COMMUNITY SAFETY DIVISION**

598 South Tippecanoe Ave.  
San Bernardino, CA 92415  
(909) 386-8400

Standard Number

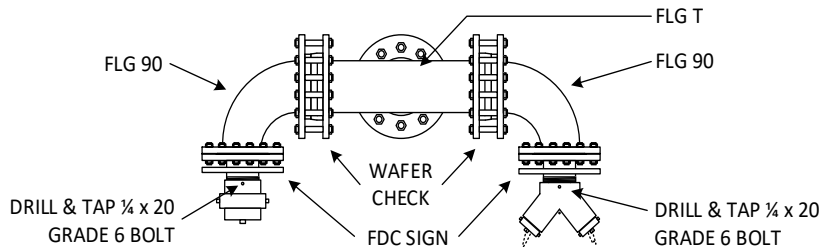
**F - 4**

Revision Date:  
July 1, 2023

**FIRE PREVENTION STANDARD  
POST INDICATOR VALVES AND FIRE DEPARTMENT CONNECTIONS**

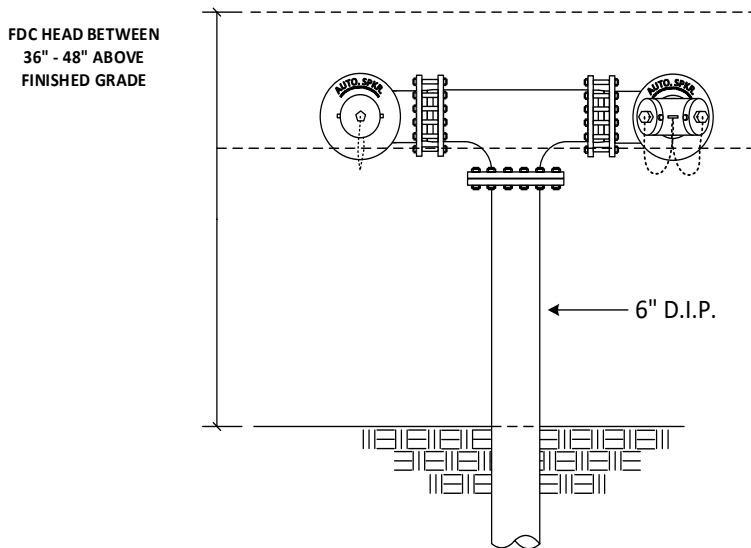
**DIAGRAM F-4.3: COMBINED 6" X 4" X 2 1/2" X 2 1/2" FDC DETAIL**

**FDC TOP VIEW**



**\*FDC TO BE PAINTED RED**

**FDC FRONT VIEW**





**SAN BERNARDINO COUNTY FIRE PROTECTION DISTRICT  
COMMUNITY SAFETY DIVISION**

598 South Tippecanoe Ave.  
San Bernardino, CA 92415  
(909) 386-8400

Standard Number

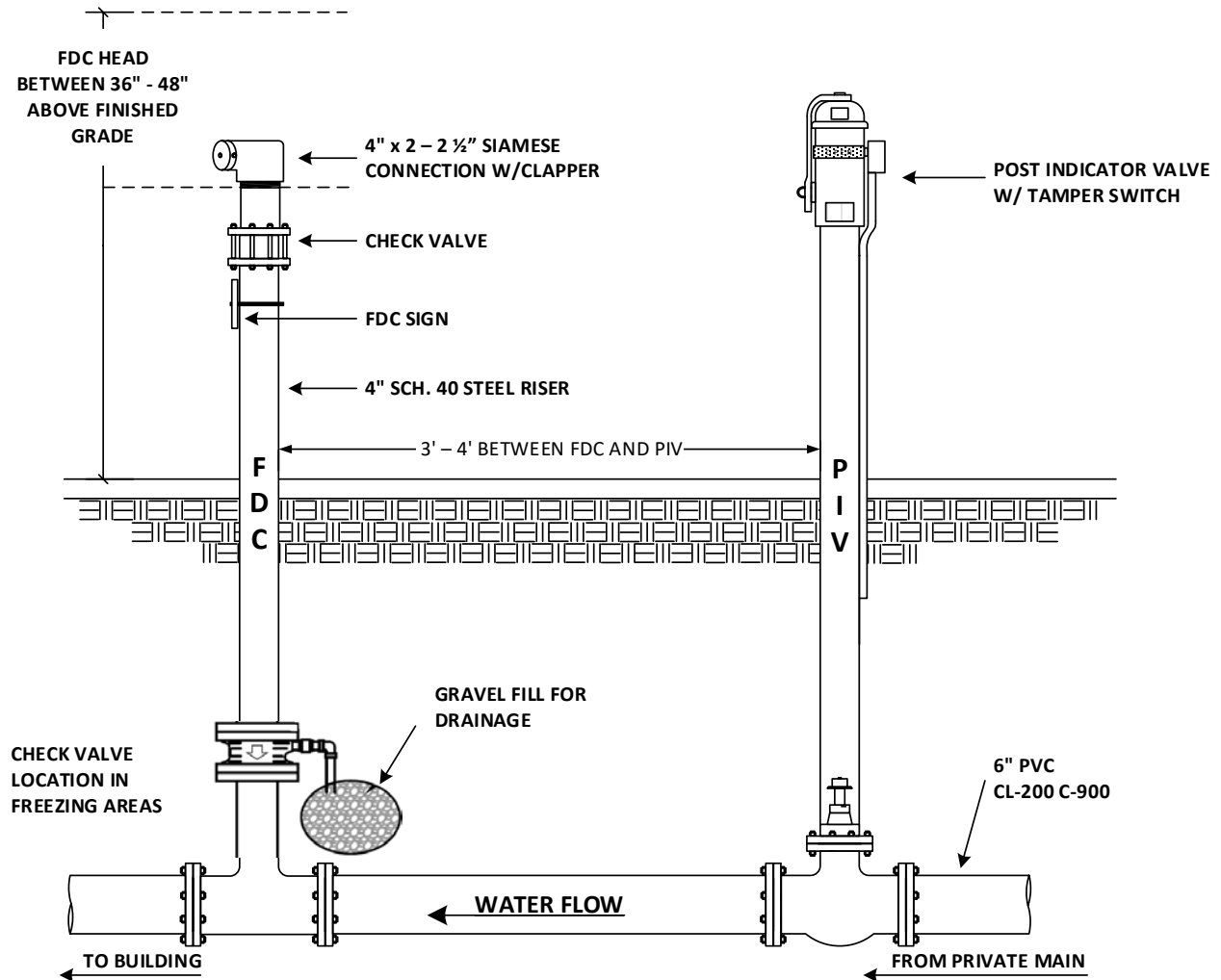
**F - 4**

Revision Date:  
July 1, 2023

**FIRE PREVENTION STANDARD**

**POST INDICATOR VALVES AND FIRE DEPARTMENT CONNECTIONS**

**DIAGRAM F-4.4: FDC CHECK VALVE DETAIL**





**SAN BERNARDINO COUNTY FIRE PROTECTION DISTRICT  
COMMUNITY SAFETY DIVISION**

Standard Number

**F - 4**

Revision Date:  
July 1, 2023

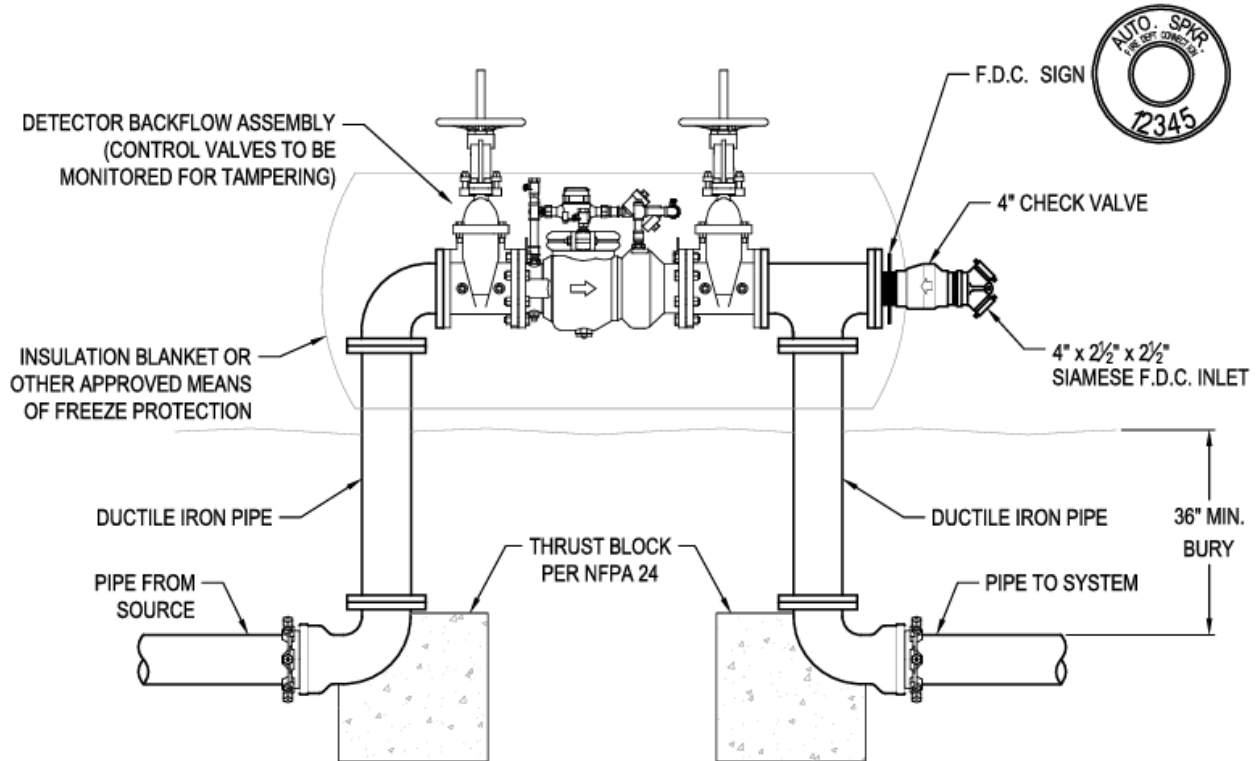


598 South Tippecanoe Ave.  
San Bernardino, CA 92415  
(909) 386-8400

**FIRE PREVENTION STANDARD**

**POST INDICATOR VALVES AND FIRE DEPARTMENT CONNECTIONS**

**DIAGRAM F-4.5: FDC ON DOUBLE DETECTOR CHECK VALVE ASSEMBLY**





**SAN BERNARDINO COUNTY FIRE PROTECTION DISTRICT  
COMMUNITY SAFETY DIVISION**

Standard Number

**F - 4**

Revision Date:  
July 1, 2023



598 South Tippecanoe Ave.  
San Bernardino, CA 92415  
(909) 386-8400

**FIRE PREVENTION STANDARD**

**POST INDICATOR VALVES AND FIRE DEPARTMENT CONNECTIONS**

**DIAGRAM F-4.6: FDC IDENTIFICATION SIGNAGE DETAIL**

